



Australian Government



AUSTRALIA'S
ECONOMIC
ACCELERATOR

Australia's Economic Accelerator

Applicant's Guide for the AEA Innovate Grants

Version 1.2 last updated August 2024



With the exception of the Commonwealth Coat of Arms, the Department's logo, any material protected by a trademark and where otherwise noted all material presented in this document is provided under a [Creative Commons Attribution 4.0 International](https://creativecommons.org/licenses/by/4.0/) (<https://creativecommons.org/licenses/by/4.0/>) licence.

The details of the relevant licence conditions are available on the Creative Commons website (accessible using the links provided) as is the full legal code for the [CC BY 4.0 International](https://creativecommons.org/licenses/by/4.0/legalcode) (<https://creativecommons.org/licenses/by/4.0/legalcode>)

The document must be attributed as the (Applicant's Guide for the AEA Innovate Grants).

Contents

Australia's Economic Accelerator	1
1. Introduction	4
1.1 – Assessment rounds	5
1.2 – Research Office – Further RMS application assistance/guidance.....	5
1.3 – Accuracy of information.....	5
1.4 – Eligibility in RMS.....	5
1.5 – Application Certification	5
1.6 – PDF Application	5
1.7 – Privacy Statement	6
2. Instructions on creating an RMS User profile	7
2.1 - RMS User profile and populating Research Outputs	9
3. AEA Innovate Expression of Interest (EOI).....	10
EOI Privacy Statement.....	10
Innovate Grant Eligibility Checklist	11
EOI Part A: Administrative Summary	11
EOI Part B: Eligibility.....	14
EOI Part C: Project Summary.....	15
EOI Part D: Personnel.....	17
4. Creating an Innovate application in RMS.....	19
Creating a full application from an EOI.....	19
Part A – Administrative Summary.....	21
Part B – Selection Criteria	29
Part C – Budget and Financial Information	32
Part D – Personnel	33
Part E – Collaborating and Partner Organisation.....	40

1. Introduction

The Applicant's Guide for Australia's Economic Accelerator (AEA) Innovate Grants (hereafter referred to as the Guide) provides information to participants on how to complete and electronically submit an AEA Innovate proposal for funding commencing in 2024.

The completed online RMS application form, including PDF attachments, must comply with the AEA Innovate Program Administrative Guidelines. You should read the [AEA Innovate Program Administrative Guidelines](#) before preparing the online RMS application. While all care has been taken to ensure correctness, in the event of any inconsistency between this Guide and the AEA Innovate Program Administrative Guidelines, the Guidelines should be considered authoritative.

For general instructions on how to use the Research Management System (RMS), refer to instructions below or access User Guides ([RMS User Guide](#) and [Submitting an Application in RMS](#)) available on the ARC Website.

In addition to the instructions, applicants should familiarise themselves with associated documentation such as:

Document name	Location
AEA Innovate Program Administrative Guidelines	AEA Innovate - Program Guidelines 2024 - Australia's Economic Accelerator, Australian Government
Draft AEA Innovate Conditions of Grant	AEA Website
National Reconstruction Fund Priorities	National Reconstruction Fund priorities
Key dates	AEA Innovate - Australia's Economic Accelerator, Australian Government
RMS User Management Guide and Submitting an Application in RMS Guide	RMS User Guide Submitting an Application in RMS
Technology Readiness Level definitions	Technology Readiness Level definitions

Table 1: Important documentation and their locations

1.1 – Assessment rounds

AEA Innovate is a proof-of-scale grant to encourage roll-out of projects on a commercial scale (TRL 5-7) having already succeeded in proof-of-concept at TRL 3-5. Round one Expressions of Interest (EOI) for Innovate opened in July 2024, with round 2 to open in the first half of 2025. AEA is an ongoing grant program which is expected to open 2 rounds per year.

1.2 – Research Office – Further RMS application assistance/guidance

The research office or technology transfer office or equivalent of the lead organisation should be contacted in the first instance to assist with queries on how to complete an online RMS application.

1.3 – Accuracy of information

Carefully check that all information contained in the online RMS application is accurate prior to submission, as you cannot make changes once the online RMS application is submitted.

1.4 – Eligibility in RMS

The lead organisation is responsible for confirming all eligibility requirements for the organisations and personnel have been met.

1.5 – Application Certification

The online application form must be certified and submitted through RMS by an authorised officer of the lead organisation. The authorised officer must have the role of 'Lead Agent Delegate' in RMS. Only the lead organisation can certify and submit the RMS applications online.

Certification for:

- named individual participants
- lead organisation, and
- partner organisation/s certification must be provided by uploading a signed Partner Organisation Declaration Form (template available from Appendix C in the Innovate Program Administrative Guidelines) and also available on the [AEA website](#).

1.6 – PDF Application

All questions, except where identified, will render to a PDF generated from the RMS application form. Ensure that all text, including uploaded documents, is readable both online and in print (it is recommended that 11-12 pt font is used). This includes ensuring readability of text within figures and tables (it is recommended that 10pt font is used).

Information provided in the online RMS application should:

- only use webpage addresses/URLs and hyperlinks in limited circumstances such as where research outputs are only available online. Webpage addresses/URLs and hyperlinks should

not be used to circumvent page limits, nor should they provide information that is not contained in the online RMS application.

- only include information which is pertinent to the research and note that colour graphs, colour photographs, detailed graphics and grey scale objects may be reproduced in black and white and should both be necessary and appropriate.

Additional text uploaded as a PDF may appear slightly reduced in size due to the RMS formatting of the attachments to include page numbers. Additional text uploaded in the PDF form should be directly generated rather than scanned to maximise the quality of reproduction.

Applicants should avoid using advanced PDF editing functionality such as the addition of textboxes, as this may not be supported in RMS. Applicants should carefully check that any changes made to a PDF document appear correctly in the application PDF in RMS.

The Department of Education (the department) reserves the right to seek an original electronic copy of documents uploaded into the online RMS application to determine that the text meets these requirements.

1.7 – Privacy Statement

Your personal information may be collected by the department.

Purpose of collecting your information

Your personal information will be collected for the purposes of enquiry assistance, promoting the Australia's Economic Accelerator, via a mailing list, and for purposes related to the administration of the Program. If you do not provide some or all the personal information requested, the department may not be able to assist you with your expression of interest or enquiry.

Privacy policy

The department's [Privacy Policy](#), including information about how to make a complaint and access to and correction of your personal information, can be found on the department's website or by requesting a copy from the department at privacy@education.gov.au. To contact the department about your personal information, email privacy@education.gov.au.

2. Instructions on creating an RMS User profile

To gain access to RMS, use the [RMS link](#) and access the log in page.

1. Request a new account (**circled in green**).
2. You will receive an email in the next day or so advising you now have RMS production access.
3. Use the link again and go in and add a password to your account.

An example is displayed below of the RMS User sign in.

Research Management System - Login (RMS)

By logging on to RMS and through your use of the system, you acknowledge that you have read and understood the [Privacy Policy](#).

Email Address

Password

[Request New Account](#) [Reset Password](#)

Figure 1. Research Management System user sign in page.

The Multi Factor Authentication (MFA) is required to be set up to login and use your RMS account. Please follow the instructions below to set up your MFA access with your RMS account:

1. Download the MFA app on your smartphone (smartphone application examples are displayed in figure 2)
2. Using the chosen app on your smartphone, scan the QR code using the app
3. Use the most recent 6-digit code generated by the authenticator and enter it in the section – ‘Enter the 6-digit MFA code from your Authenticator App’
4. Password is your RMS password
5. Click on the ‘Setup MFA on your Account’ button.

Multi Factor Authentication

MFA Settings

Download and install a Multi Factor Authenticating application of your choosing on your mobile device:



Google Authenticator



Microsoft Authenticator



Web Authenticator



1. Scan the QR code with your authenticator app. Optionally you can enter the secret code below the QR code into your authenticator app.
2. Enter the MFA code from your authenticator app into the text box below along with your account's password.
3. Click the 'Setup MFA on your Account' button to complete the setup.



Generate New MFA QR Code

Enter the 6 digit MFA code from your Authenticator App

Confirm your account's Password

Setup MFA on your Account

Cancel

Figure 2. Multi Factor Authenticating (MFA) setup page in RMS.

6. Once you have done this, set up your 'Person Profile' in RMS as displayed below (red circle):

Applicant Applications ▴

Create Draft Application

All Grant Opportunities ▾

Create Draft Application

Draft Applications

Applications

Rejoinders

Applicant Grant Management ▴

Final Reports

Grant Reports

Person Profile ▴

Personal Details

Expertise and Fields of Research

Qualifications

Employment

Availability

Current DE Grants

2.1 - RMS User profile and populating Research Outputs

Ensure the personal details, qualifications and employment history sections of the AEA applicant's 'Person Profile' contains up-to-date information, as some of these details will be auto populated into the online RMS application form.

Research outputs can be added to a user's profile through any of the following methods:

- Link an RMS account with an ORCID (Open Researcher and Contributor ID) account and import the research outputs from the Works section of the user's ORCID profile.
- Add a research output citation by using a valid Digital Object Identifier (DOI).
- Upload a BibTeX file to RMS and perform a bulk upload of the research outputs contained within it; or
- Manually create an individual record per research output within the RMS user profile.

For instructions on how to address research outputs to your profile in RMS, refer to the User Guide: [RMS Auto-population of Research Outputs](#) and [FAQS: RMS Auto-population of Research Outputs](#) available on the ARC website.

Note: RMS will not prevent the entry of duplicate records and it is the responsibility of applicants to manage this. Users will have the flexibility to choose research outputs for listing in their grant proposals.

3. AEA Innovate Expression of Interest (EOI)

To be eligible to submit a full application for AEA Innovate, Lead Organisations must submit an EOI application through the [Research Management System](#) (RMS) web portal. The intent of the EOI is for lead organisation's to test their idea with the department and gain feedback (if necessary) to have the EOI assessed to progress to the submission of a full AEA Innovate grant application. Once an EOI is submitted in RMS, it will be reviewed by the AEA priority managers and assessed against the 5 selection criteria as specified under Section 4.1 of the AEA Innovate Program Administrative Guidelines.

Projects must align with Government identified priority areas of the economy (outlined in the *National Reconstruction Fund Corporation (Priority Areas) Declaration 2023*), which are:

- value-add in resources
- value-add in agriculture, forestry and fisheries
- transport
- medical science
- renewables and low emissions technologies
- defence capability
- enabling capabilities that have the potential to diversify and transform Australian industry across a number of sectors.

In addition, the AEA Advisory Board may from time to time implement changes necessary to match quality research with industry demand and capture emerging technology and innovation opportunities. This approach will ensure the AEA remains responsive to changes in the research and innovation ecosystem and industry sectors.

Priority managers will provide guidance on technical viability, commercial potential, and potential partners that could improve the success of the project. They will provide feedback and recommendations on how the EOI can be strengthened against the selection criteria. While incorporating the recommendations of priority managers is not a condition of eligibility in the submission of a full application, it is strongly recommended that lead organisations take advantage of this feedback process to enhance and build upon the quality of their application.

the lead organisation may resubmit a revised EOI for reconsideration once they have incorporated any priority manager feedback to strengthen their application. Whilst the submission for EOIs will effectively remain continuously open, there will be specified dates throughout the financial year by which EOIs must be submitted. This is to ensure that enough time is allowed for feedback and applications to be developed in preparation for the next Innovate grant round.

EOI Privacy Statement

Confirm that you agree to the collection, use and disclosure of your personal information, in the ways described below.

The department is bound by the *Privacy Act 1988* (Cth) (Privacy Act), including the Australian Privacy Principles (APPs) contained in Schedule 1 of the Act. The APPs govern the way the department and

its contracted service providers handle personal information. This includes how we collect, use, disclose and secure personal information.

Innovate Grant Eligibility Checklist

Before commencing your EOI application, please ensure that your application matches the eligibility criteria set out in section 2 of the Innovate Program Administrative Guidelines.

- Only the lead organisation is eligible to apply for grants under AEA Innovate. A lead organisation must be a Table A or Table B provider listed in HESA, or bodies corporate that are in the 'University College' provider category listed in the Higher Education Standards Framework (Threshold Standards) 2021. Researchers must be affiliated with one of these providers to apply for AEA Innovate grant funding on behalf of one of these providers,
- Commit to the lead organisation making a minimum contribution of at least 50% of the total budget in cash and/or in-kind support from the combined participating organisations included in the application,
- Demonstrate that, at the time the grant will be made, all actual or perceived conflicts of interest, both within and outside Australia, that exist in relation to the conduct of the proposed project have been disclosed to the department, and the lead organisation has demonstrated that they have taken steps required by the department to resolve or address the conflict,
- The project aligns with one of the 7 Government identified priority areas.
- The project aligns with Technology Readiness Level (TRL) 5, 6, or 7 and will be able to demonstrate some progress within the TRL during the life of the project,
- Demonstrate industry engagement with the inclusion of a partner organisation in the application, provide their Australian Business Number and submit a signed Partner Organisation Declaration (see Appendix C) as part of the application in RMS,
- The project must commence within 6 weeks of Conditions of Grant (CoG) signing and be completed within 24 months of the project commencement date.

The AEA Innovate EOI must be submitted through the Research Management System (RMS) online portal.

EOI Part A – Administrative Summary

EOI Question A1 – Project Title

Provide a short title (up to 200 characters or approximately 25 words). The proposal title:

- should be an accurate reflection of the project
- avoid the use of acronyms and **should not** use all upper-case characters
- may be modified and used for public release.

EOI Question A2 – Domestic Participating Organisations Summary

Add all organisations participating in this proposal. Select the relevant 'Organisation Role' from the drop-down list:

- enter the name of the organisation in the search box and click 'Search'
- select the relevant organisation from the list of search results and click 'Add'.

The following organisations, as per the AEA Innovate Program Administrative Guidelines, can be added to the proposal:

One lead organisation	<p>In accordance with section 2 of the Innovate Program Administrative Guidelines, to be eligible for the AEA Innovate Grant, proposals must “include one lead organisation”. It is a mandatory requirement to have a lead organisation and only one is allowed per proposal.</p> <p>‘Lead organisation’ refers to the organisation that submits a proposal for funding, and which will be responsible for the administration of the funding if the proposal is approved. Under the <i>Higher Education Support Act 2003</i> (HESA) and the current legislative instrument, all Table A and Table B Australian universities are eligible to be lead organisations for the AEA program. Lead organisations can also be a bodies corporate listed in the ‘University College’ provider category listed in the <i>Higher Educations Standards Framework (Threshold Standards) 2021</i>.</p> <p>The 6 University Colleges:</p> <ul style="list-style-type: none"> • Sydney College of Divinity Ltd • Alphacrucis University College Ltd • Australian Film, Television and Radio School • Australian College of Theology Ltd • The National Institute of Dramatic Art • Moore Theological College Council
Collaborating Organisation/s	<p>Collaborating organisations must meet the eligibility criteria specified under section 2 of the Ignite Program Administrative Guidelines. All Table A and Table B Australian universities listed under the <i>Higher Education Support Act 2003</i> (HESA), and bodies corporate listed in the ‘University College’ provider category listed in the <i>Higher Educations Standards Framework (Threshold Standards) 2021</i>, are eligible to be collaborating organisations for the AEA.</p> <p>Collaborating organisations cannot be listed as the lead organisation on a proposal. Including a collaborating organisation is optional.</p>

Partner Organisation/s	<p>Partner organisations must meet the eligibility criteria specified under section 2 of the AEA Innovate Program Administrative Guidelines.</p> <p>The applicant may nominate a partner organisation, but this is not mandatory at the EOI stage. An eligible partner organisation <u>must</u> be identified at the full application stage.</p> <p>Partner organisation/s must provide a signed Partner Organisation Declaration Form (template available from Appendix C in the Innovate Program Administrative Guidelines), to be uploaded at Question E1.</p>
------------------------	---

EOI Question A3 Person Participant Summary

Add all people participating in this application as a lead entrepreneur, collaborating entrepreneur or partner entrepreneur (see Grant Guidelines document for definitions.)

- Select the relevant 'Participation Type' and enter the participant's registered RMS email address, then click on 'Add'.
- Repeat this action for the rest of the participants.

Note:

- One lead entrepreneur is required.
- There is no requirement to include, or limitation on the number of, collaborating entrepreneurs or partner entrepreneurs.

EOI Question A4 – University Contact

Do you have a commercialisation, business development or research office contact at your university assisting you?

Provide the university contact name and phone number.

EOI Question A5 – Priority Manager

Have you been in contact with an AEA Priority Manager?

Please contact your research office or technology transfer office in the first instance to contact a priority manager.

EOI Question A6 – Previous AEA Application

Has this project been subject of a previous AEA application (E.g. AEA Ignite)?

Please provide the- project number and project title.

EOI Part B – Eligibility

EOI Question B1 – Is your project TRL Level between 5-7?

Yes/No.

It is an eligibility requirement for projects to be between TRL 5-7 to apply for AEA Innovate grants.
Please select an option between 5-7 to proceed.

EOI Question B2 – Is your project aligned with at least one of the following Government identified priority areas?

Yes/No.

It is an eligibility requirement for projects to be aligned with one of the 7 priority areas.

EOI Question B3 – Will you have at least one Australian partner organisation who will provide resources to your project (cash or in-kind) in your full application?

Yes/No.

EOI Question B4 – Will you have matched funding from your participating organisations for the project?

Yes/No.

EOI Question B5 – Have you received funding from another Commonwealth or Australian state or territory government source for the same stages of development as in your Innovate grant proposal?

Yes/No.

EOI Question B6 – Proposed length of Project

Please select an option between 3-24 Months.

EOI Part C – Project Summary

EOI Question C1 – Application Summary

Provide an application summary, focusing on the aims, significance, expected outcomes and benefits of this project (up to 1500 characters or approximately 250 words). Write the project summary simply, clearly and in plain English. If the project is successful, the project summary will be used to give the general community an understanding of the project. Avoid the use of acronyms, quotation marks and unnecessary upper-case characters.

EOI Question C2 – Primary Government identified priority area

Please select the priority area which your project is targeting. If more than one priority apply, please select the primary priority in this section and any secondary priorities in the following question.

- Please choose one priority area from the drop-down list.
- This information will be used for future reporting purposes if this proposal is funded.

Please provide an explanation of how the innovation or technology is aligned to the above priority area.

EOI Question C3 – Focus Areas

Please select an option in the drop-down menu. Listed are the 6 Focus Areas that will be prioritised during this round of Innovate. If your project does not fall under one of these categories, please select the 'None of the above' option. Being related to these six focus areas is NOT an eligibility requirement.

Please provide an explanation of how the innovation is aligned to the above focus area.

EOI Question C4 – Current Technology Readiness Level

Select the Technology Readiness Level (TRL) the project is currently at. For AEA Innovate, the TRL stages are between 5 and 7.

- Use the drop-down box to select the TRL the project is currently at.

Please provide details of the technology/solution's current state of development, overview of R&D completed thus far, project momentum and demonstrated proof of concept.

EOI Question C5 – Commercial Opportunity

What is the industry opportunity or problem the solution looks to address?

- What is the novelty and unique selling point of the project outcome?
- Who are the potential end users of the product or service, and the attainable markets (in Australia and overseas) if successful, and what is the evidence to support this?
- Do you have an established commercialisation partner, and do you have a path to commercialisation?

EOI Question C6 – Commercial Pathway

- Will the project further develop or create new University Intellectual Property (IP), or extend existing industry IP where the University IP is a critical contributor?
- Describe the current IP position and the steps you plan to take to secure the IP necessary for commercialisation. Include details on current ownership of background IP and proposed ownership of project IP. Describe IP management arrangements in place, including with your industry partner/s for current and future IP.
- Describe your commercialisation pathway and progress. For example:
 - are you being helped by university commercialisation specialists?
 - who is your commercial partner?
 - do you plan a business startup/spinout, or to license, franchise or assign IP to an entity?
 - will you manufacture or outsource/partner with manufacturers?
- Where does the solution aim to be at the end of the project (Technology Readiness Level and commercial development)?

EOI Question C7 – What is the proposed budget for your project?

Please enter project funding on one line.

- Select the plus button and name the line estimated project funding.
- Enter the estimated cash and in-kind funding from Department of Education, partner organisations and collaborating organisations on the line.
- A detailed budget will be requested in the full application form if you are successful.

EOI Question C8 – Project Team

Outline key members of the commercialisation project team, their relevant experience, and their responsibilities regarding the project. Include business partners. 2500 characters maximum.

- Who are the key members of your team?
- Who are your commercialisation partners (e.g., industry partner or investor, and named partners)?
- What are their roles and contribution to the project? (E.g., technical expertise, testing, manufacturing, marketing, commercialisation consultant, IP (Intellectual Property) specialist).

EOI Question C9 – Project Impact

Clearly outline the impact of the project (4000 character maximum).

- What will the AEA Funding help you achieve?
- What steps will be taken in the project to move the technology/solution towards commercialisation?

What are the next steps to be taken following this project (should it be successful)?

EOI Part D – Personnel

EOI Question D1 – Entrepreneur

This data is automatically populated from the participant's RMS profile. Please update your RMS profile in the relevant sections to update the details collected in this section.

Please identify if you have not disclosed any conflicts of interests in accordance with your Institution's conflict of interest policies and procedures.

Please also acknowledge the collection of personal information by the department.

EOI Question D2 – Conflict of Interest (COI)

Do you have any actual, perceived or potential conflicts of interest in relation to any aspect of the application/ project in accordance with your Institution's conflict of interest policies and procedures?

In accordance with the Innovate Program Administrative Guidelines, each individual or organisation named in an application must declare any actual, perceived, or potential conflict of interest that exists within and outside Australia, is likely to arise, or does arise in relation to any aspect of the application or project to the applicant for inclusion in the application.

Please describe: the nature of this Conflict of Interest; how this conflict might influence or be seen to influence you; and the activities to be undertaken to mitigate, avoid, or resolve the conflict.

EOI Question D3 – Eligibility – Relevant Organisation

Enter the organisation that is relevant to your participation on this application, and that you will be associated with as at project commencement date. The ‘relevant organisation’ is the primary organisation that will be supporting your involvement in this project if it is funded. Note that the organisation must be listed in A2 for this question to validate.

EOI Question D4 Certification by participants

Please certify the following:

- a. all the details in this proposal are accurate and complete, including information contained in my Research Management System personal profile;*
- b. proper inquiries have been made and I am satisfied that I meet the eligibility criteria as specified in the grant guidelines;*
- c. as a participant listed on the proposal I have responsibility for the authorship and intellectual content of this proposal, and have appropriately cited sources and acknowledged significant contributions, including third parties, where relevant.*
- d. I have complied with the grant guidelines, and the scheme specific Applicants Guide and if the proposal is successful I agree to abide by the relevant Conditions of Grant;*
- e. I understand and agree that all statutory requirements must be met before the proposed research can commence;*
- f. I have notified the Lead Organisation of all material personal and financial interests and actual or perceived Conflicts of Interest I may have in relation to the proposal and I undertake that I will notify the Lead Organisation of any personal material interests or Conflicts of Interest which arise subsequent to the submission of the proposal and will update my personnel details in my Research Management System profile;*
- g. I will notify the Lead Organisation if there are any changes in my circumstances which may impact on my eligibility to participate in, or ability to perform, the project subsequent to the submission of this proposal.*
- h. To the best of my knowledge, the Partner Organisation(s) involved in this proposal are solvent at the time of submission of this proposal.*

4. Creating an Innovate application in RMS

Creating a full application from an EOI

Outside of RMS, applicants should be notified that outcomes have been announced and are available to view in RMS and successful applicants are now invited to create and submit a full application. The lead organisation is the only user role able to commence a full application, therefore they must create the full application for the lead entrepreneur to complete.


- From the *Lead Organisation Expression of Interest Management* module of the Action Centre, select *Lead Organisation Expression of Interest Outcomes*.
- Under *Grant Opportunity* select the relevant round.
- To create an application, select the *Create/Update Application* button.

Expression of Interest	Title	Grantee	Lead Organisation	EOI Status	
EIIV256600001				Assessed	Create/Update Application

- This action will create the application. Select *Save*

Administrative Summary

PDF **Save** Close

 Australian Government
Department of Education

Search

Notifications Dashboard

Action Centre / Outcomes Expressions of Interest /

A Administrative Summary (Invalid)

B Business Case (Invalid)

C Budget and Financial Information (Invalid)

D Personnel (Invalid)

Part A - Administrative Summary

- Once the application has been created and saved the lead entrepreneur will see the draft application in their RMS profile under *Applicant Applications*.

Create Draft Application

All Grant Opportunities Create Draft Application

Draft Applications
Request not to Assess
Applications
Rejoinders


Application	Title	Investigators	Grant Opportunity	Status	Actions
IV256600001				Draft	Edit Details Delete Access

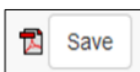
The Lead Entrepreneur should complete and submit the full application which will progress as per the application process.

Note: If the lead entrepreneur is unable to see the draft application the lead organisation may have not yet created it, the application may not have been found successful, or the outcome may not have been announced.

1. There are 5 parts (A – E) in the AEA Innovate application form:
 - A) administrative summary
 - B) business case
 - C) budget and financial information
 - D) personnel
 - E) partner organisations.
2. When the application has been created, the application form parts will be displayed at the top of the screen. The colour of these parts will be red indicating that the part is incomplete (invalid). When the application form parts have been completed, they will turn green (valid). Click on the relevant form part at the top of the screen to navigate between form parts (Part A to Part D)
3. Part E will appear once a partner organisation has been listed at question A3
4. Click on Part A to start filling in the application form
5. Move through the sections and enter the information of your grant

RMS does not autosave your application. It is important to periodically save all changes. The ‘Save’ button is located at the top of the page next to the Adobe PDF file icon:

Note: There is help text provided within the form to assist in completing questions. To access help information, click on the  icon.



Part A – Administrative Summary

A1 – Project Title

Provide a short title (up to 200 characters or approximately 25 words). The proposal title:

- should be an accurate reflection of the project
- avoid the use of acronyms and **should not** use all upper-case characters
- may be modified and used for public release.

A2 – Domestic Participating Organisations Summary

Add all organisations participating in this proposal. Select the relevant 'Organisation Role' from the drop-down list:

- enter the name of the organisation in the search box and click 'Search'
- select the relevant organisation from the list of search results and click 'Add'.

The following organisations, as per the AEA Innovate Program Administrative Guidelines, can be added to the proposal:

One lead organisation	<p>In accordance with section 2 of the Innovate Program Administrative Guidelines, to be eligible for the AEA Innovate Grant, proposals must “include one lead organisation”. It is a mandatory requirement to have a lead organisation and only one is allowed per proposal.</p> <p>‘Lead organisation’ refers to the organisation that submits a proposal for funding, and which will be responsible for the administration of the funding if the proposal is approved. Under the <i>Higher Education Support Act 2003</i> (HESA) and the current legislative instrument, all Table A and Table B Australian universities are eligible to be lead organisations for the AEA program. Lead organisations can also be a bodies corporate listed in the ‘University College’ provider category listed in the <i>Higher Educations Standards Framework (Threshold Standards) 2021</i>.</p> <p>The 6 University Colleges:</p> <ul style="list-style-type: none">• Sydney College of Divinity Ltd• Alphacrucis University College Ltd• Australian Film, Television and Radio School• Australian College of Theology Ltd• The National Institute of Dramatic Art
-----------------------	---

	<ul style="list-style-type: none"> Moore Theological College Council
Collaborating Organisation/s	<p>Collaborating organisations must meet the eligibility criteria specified under section 2 of the Ignite Program Administrative Guidelines. All Table A and Table B Australian universities listed under the <i>Higher Education Support Act 2003</i> (HESA), and bodies corporate listed in the 'University College' provider category listed in the <i>Higher Education Standards Framework (Threshold Standards) 2021</i>, are eligible to be collaborating organisations for the AEA.</p> <p>Collaborating organisations cannot be listed as the lead organisation on a proposal. Including a collaborating organisation is optional.</p>
Partner Organisation/s	<p>Partner organisations must meet the eligibility criteria specified under section 2 of the AEA Innovate Program Administrative Guidelines.</p> <p>The applicant must nominate a partner organisation.</p> <p>Partner organisation/s must provide a signed Partner Organisation Declaration Form (template available from Appendix C in the Innovate Program Administrative Guidelines), to be uploaded at Question E1.</p>

A3 – Person Participant Summary

Add all people participating in this proposal as a lead entrepreneur, collaborating entrepreneur, or partner entrepreneur (see [Innovate Program Administrative Guidelines](#) document for definitions).

Important: Please note the completion of this question is dependent on the acceptance of invitations and the completion of question D2. Until all named applicants have accepted their invitations to the online RMS application and completed D2, Section A will not turn green.

Select the relevant 'Participation Type' and enter the participant's registered RMS email address, then click on 'Add'. Repeat this action for the rest of the participants.

Important: 'Person Profile' details (personal details, qualifications, and employment) will be automatically populated into the online RMS application form and must be current at the time of submitting the proposal. **It is important that each participant has reviewed and updated their Personal Profile in RMS before completing this question.**

The following participants, as per the AEA Innovate Program Administrative Guidelines, can be added to the proposal:

<p>One lead entrepreneur (LE)</p>	<p>In accordance with Section 2.4 of the Innovate Program Administrative Guidelines, to be eligible for the AEA Innovate Grant, proposals must “nominate an individual engaged by the grant recipient (Lead Entrepreneur) to work on the project over the grant period”. It is a mandatory requirement to have a lead entrepreneur and only one is allowed per proposal.</p> <p>The lead entrepreneur must be engaged by the lead organisation at the commencement date of the grant and for its duration. Individuals engaged by the lead organisation may be employees, contractors, PhD students, or hold another position such as a statutory appointment or honorary position. If the lead organisation intends for the lead entrepreneur to be a PhD student, it is essential for the Lead organisation to ensure that they remain compliant with other requirements relating to PhD students, such as those in the guidelines made for the purposes of Part 2-4 of HESA, currently the <i>Commonwealth Scholarship Guidelines (Research) 2017</i>, and the Lead Organisation’s RTP Scholarship Policy if one exists.</p> <p>Collaborating and partner entrepreneurs cannot be the lead entrepreneur.</p>
<p>Collaborating Entrepreneur/s</p>	<p>Collaborating entrepreneurs must meet the eligibility criteria specified under Section 2.4 of the Innovate Program Administrative Guidelines and must be affiliated with a lead or collaborating organisation.</p> <p>It is optional to have a collaborating entrepreneur. However, if one is listed, their names and their organisation need to be provided in the proposal, along with details outlining their role.</p>
<p>Partner Entrepreneur/s</p>	<p>Partner entrepreneurs must meet the eligibility criteria specified under Section 2.4 of the Innovate Program Administrative Guidelines.</p> <p>It is optional to include a partner entrepreneur in a proposal. However, if a partner entrepreneur is listed, their names and their organisation need to be provided in the proposal, along with details outlining their role.</p>

Note:

- When a participant is added to the online RMS application, they will receive an automated email invitation and will be required to accept this invitation to participate in the proposal. When adding a participant, it is important to use the email address associated with their RMS account, so they receive an invitation to participate in the proposal.
- If the proposed participant does not have an RMS user account, they can request one by using the link found on the [RMS Homepage](#).
- For instructions on how to provide access to the online RMS application form for a non-participant, see the [RMS User Guide - Submitting an application in RMS](#).
- If a participant fills out the online RMS application form and then changes their role (e.g., from Lead Entrepreneur to Partner Entrepreneur), this may result in some questions in the form being cleared and made inactive to suit the new role, and other questions which were formerly inactive now being made active and requiring a response.
- Applicants should carefully check the online RMS application after any role changes are made. It is strongly encouraged to have defined a participant's role prior to commencing the online RMS application form.

A4 – Government identified priority area

For AEA Innovate, consideration will only be given to projects addressing Government identified priority areas of the economy (outlined in the *National Reconstruction Fund Corporation (Priority Areas) Declaration 2023*). Please choose one priority area from the drop-down list. This information will be used for future reporting purposes if this proposal is funded. Please refer to the Department of Industry website for further information regarding the [National Reconstruction Fund Priorities \(industry.gov.au\)](#).

A5 – Secondary Government identified priority area

If your project addresses more than one Government identified priority area, please select one other Priority area from the drop-down list below.

A6 – 6 Technology Areas

Select one of the 6 options in the drop-down menu:

- critical and strategic minerals processing
- sustainable fuels
- digital agriculture
- quantum
- artificial intelligence (ai)
- advanced manufacturing.

If your application does not relate to one of the 6 technology areas select 'None of the above'.

A7 – Project Objectives

The objectives should demonstrate what will be achieved by the end of the grant (up to 1000 characters, or approximately 150 words, per objective). Please explain your project's objectives against AEA Innovate outcomes.

- List up to 4 key objectives specific to your project by clicking 'add answer' to add the next objective.
- This information will be used for future reporting purposes if this application is funded.

A8– Public Project Summary

Provide a brief public project summary for members of the general public.

Focus on the aims, significance, expected outcomes and benefits of this project (up to 1,500 characters or approximately 250 words).

- Write simply, clearly and in plain English.
- If the project is successful, the Project Summary will be used to give the general community an understanding of the project.

A9 – Technical Project Summary

Provide a project summary, focusing on the aims, significance, expected outcomes and benefits of this project (up to 1500 characters or approximately 250 words).

- Write the technical project summary simply and clearly.
- Avoid the use of acronyms, quotation marks and unnecessary upper-case characters.

A10 – Proposed Length of Project

Projects must be between 6 months to 24 months in total duration.

A drop-down box will provide options between 6 and 24 months to choose from. Please select the correct project length.

A11 – ANZSIC

Select one 3-digit code from the [Australian and New Zealand Standard Industrial Classification](#) that most aligns with the proposal. ANZSIC is a standard classification for the analysis of industry statistics. We are interested to know which industry will benefit if your project is commercialised and reaches the market.

Once you choose the ANZSIC code click on the 'Add' button.

A12 – Field of Research (FOR-2020)

Select up to three 6-digit [Field of Research \(FOR\) classification](#) (FOR-2020) codes that relate to the proposal. The classification defines research according to disciplines. The FOR codes selected should reflect the nature of the research in this proposal, particularly if it is interdisciplinary.

When entering FOR codes:

- use descriptors or numeric codes to search for FOR code
- select up to 3 classification codes that relate to the proposal. Enter in the percentage for each FOR classification. Once you choose the FOR code click on the 'Add' button.
- prioritise the classification codes from highest to lowest percentage
- ensure that the percentages total 100.
- enter a whole number, do not use the percentage sign (%).
- the highest percentage can only be entered for one FOR code (for example, 50 cannot be entered for two FOR codes).

Note: Select the 6-digit FOR codes from the list of the FOR Codes carefully, as they contribute to the identification of the most appropriate assessors for the proposal. The Department of Education recommends that 'XXX99' (not elsewhere classified) codes be used only as a last resort when there is no other appropriate code within the classification.

A13 – Socio-Economic Objective (SEO-2020)

Select up to three SEO classification codes (SEO – 2020) that relate to the proposal. The [Socio-Economic Objective \(SEO\) classification](#) indicates the sectors that are most likely to benefit from the project if funded.

When entering SEO codes:

- use descriptors or numeric codes to search for the SEO code
- select up to three classification codes that relate to the proposal. Enter in the percentage for each SEO classification. Once you choose the SEO code click on the 'Add' button
- prioritise the classification codes from highest to lowest percentage
- ensure that the percentages total 100
- enter a whole number, do not use the percentage sign (%)
- the highest percentage can only be entered for one SEO code (for example, 50 cannot be entered for two SEO codes).

A14 – Current Technology Readiness Level

Please provide details of the technology/solution's current state of development, overview of the R&D completed thus far, project momentum and explanation for confidence in the potential of the solution. Select the current [Technology Readiness Level \(TRL\)](#) for the project. For AEA Innovate, the starting TRL stages are between 5 and 7.

Use the drop-down box to select the current TRL for the project=. Use the explanation text to articulate the current TRL.

A15 – Anticipated Technology Readiness Level

Please provide details of the technology/solution's anticipated state of development, overview of the R&D to be completed, project momentum and explanation for confidence in the potential of the solution. Select the [Technology Readiness Level \(TRL\)](#) to which you anticipate the grant will progress the project.

There is no requirement for AEA Innovate proposals to increase the anticipated Technology Readiness Level of a project by completion. However, if it does not expect to increase the anticipated Technology Readiness Level, the project must demonstrate progress within the Technology Readiness Level.

Use the drop-down box to select the Technology Readiness Level to which the grant will progress the project. Use the explanation text to articulate the anticipated Technology Readiness Level or the expected progress within the Technology Readiness Level.

Note: For the avoidance of doubt, AEA Innovate projects can progress to a TRL beyond 7 at the end of the grant.

A16 – How many research students will contribute to this project?

For reporting purposes, the AEA is capturing the number of research students that will contribute to this project if successful. This includes research students not funded directly from an AEA Innovate grant.

Select the number of students for *each student category* (full-time equivalent) that will be filled as a result of this project, not just those requested in the budget for funding in the online RMS application form e.g. Honours: 1, Masters: 0, or PhD: 2. Answers can be provided down to one decimal place.

A17 – How many research students will be funded from this grant?

For reporting purposes, the AEA is capturing the number of research students that will be funded by this grant if the project is successful.

Select the number of students for *each student category* (full-time equivalent) that will be funded by this grant if the project is successful, e.g., honours: 1, masters: 0, or PhD: 2. Answers can be provided down to one decimal place.

A18 – How many employees (full-time and part-time) are expected to be employed for the duration of the project?

For reporting and evaluation purposes, the AEA is capturing the number of people employed that will be funded by this grant if the proposal is successful.

Select the number of employees for each category (full-time/part-time) that will be funded by this grant if the proposal is successful e.g., Full-Time: 5, or Part-Time: 2

A19 – Where are the primary facilities for this research located?

Indicate the state/territory and postcode for the primary facilities where this research will be conducted.

- If there are multiple locations, please list them as secondary locations alongside their postcodes.
- This list should include locations of collaborating and partner organisations, wherein research is being conducted.
- Use the text box to indicate the primary research activities being undertaken at these facilities. Use the drop-down box to indicate if the research will be conducted at a regional campus.

A20 – Does this project involve interdisciplinary research?

This is a 'Yes' or 'No' question. If you select 'Yes', 2 additional questions will be enabled:

- specify the ways in which the research is interdisciplinary by selecting one or more of the options and click 'Add'.
- indicate the nature of the interdisciplinary research involved (up to 1200 characters, approximately 200 words).

A21 – Does the proposed research involve international collaboration?

This is a 'Yes' or 'No' question. If you select 'Yes', two additional questions will be enabled:

- specify the nature of the international collaboration by selecting one or more of the options below.
- use the text box to indicate the nature of the international collaboration involved (up to 1200 characters, approximately 200 words).

A22 – If the project activity involves international collaboration, please specify the country/ies involved.

Indicate the countries involved in the international collaboration. Start typing in the search box and select from the drop-down list the name of the country/ies of collaborators who will be involved in the proposed project.

Note that Australia is not to be listed and is not available to be selected from the drop-down list.

Part B – Selection Criteria

B1 – Selection Criteria

Upload your response to the selection criteria as a PDF file of no more than 15 pages with a limit of maximum 2 pages for each selection criterion. Ensure that your text is readable both online and in print. For this reason, 11-12pt font is recommended.

Applicants should ensure that information provided under these headings addresses the selection criteria as detailed in the grant guidelines.

Criterion 1: Innovation and Technology Readiness

The application must provide clearly stated objectives and outcomes. The objectives should reflect all the relevant research and commercialisation components of the project. Additionally, the application should include relevant and specific information, and describe activities that demonstrate the following:

- 1. The innovation or technology is aligned to at least one industry sector of the National Reconstruction Fund priority areas*
- 2. The innovation or technology is new or a breakthrough in existing technology, that is, describe its novelty and importance in comparison with existing solutions. For example, how will the proposed technology replace an existing technology; or how it will fill some requirement that is not currently possible; or how it will provide a significantly enhanced solution for a 'long felt need'?*
- 3. The scientific feasibility, technical justification, approaches, procedures and methodologies the Lead Organisation proposes in order to develop and validate the innovation as it progresses through the TRL.*
- 4. Describe how the project activities will determine that the innovation is likely to be technically successful and what TRL will that achieve? What are the expected results/KPIs/metrics for the successful validation of the innovation, and whether the validation can be completed within the proposed project period?*
- 5. What validation (standards or success criteria) do you have from industry to demonstrate that achieving this outcome will be recognised by them as having achieved the required technology readiness level?*
- 6. The governance, risk and quality assurance processes proposed to review or audit the technical readiness of the innovation throughout the project.*

Criterion 2: Engagement with industry/commercial partner

The application should provide relevant and specific information about:

- 1. The input or feedback from industry and/or potential investors regarding project objectives and the key technical and commercial questions that would need to be satisfied including key commercial risks.*

2. *Industry, commercial or business partner(s) identified or engaged for the project and the basis for the collaboration, that is, the partner(s) involvement to develop, deploy and/or commercialise the innovation including any IP licensing and commercialisation arrangements (specifically, use of existing IP in the project). Note: Your response to any IP generated by the project should be covered under the response to the 'Commercial potential and market opportunity' criteria.*
3. *Describe if the partner(s) is an existing company with activities in the marketplace (for example, a manufacturer or a company providing services), or is the partner(s) established for the purpose of this project (for example, a start-up company formed around this market opportunity and supported by a financial investor or venture capital fund), or some other commercial interest.*
4. *Evidence detailing the partner(s) proposed engagement in the project, including their financial contributions, business collaborators and access to their personnel (and their role(s) in the project), supply of equipment, technology access and infrastructure needed to carry out the project.*
5. *Track record of partner(s), their years of investment and market expertise and success in the technology or related area, any existing intellectual property rights held in the technology area (trademark, patents, designs and copyright), and geographic reach.*

Criterion 3: Commercial potential and market opportunity

The application should describe the Lead Organisation's potential ability to commercialise the innovation and provide relevant and specific information about:

1. *A commercialisation strategy to take your innovation to the market, including plans for protection of intellectual property (IP).*
 - (a) *Outline the planning of the commercial strategy to date (for example, market validation testing with industry experts, freedom to operate analysis, intellectual property analysis and any lodged patent applications).*
 - (b) *Outline proposed negotiation arrangements and procedures for using and handling all IP created through this project, in a manner that is fair to all partners and beneficial to Australia. For example, this may include allocation of IP rights, or of income from IP, between you and your partner(s).*
2. *The extent of current market and/or industry interest (or in some cases, significant public interest) in the innovation, or a potential new market opportunity.*
 - (a) *What are the markets for which this technology would make a significant impact (for example, whether in supply chain or service or a complete product for sale)?*
 - (b) *Is the proposed technology applicable to existing industry in Australia, or is it a 'new to world' technology that would more likely be the basis of new industry sectors, both in Australia and/or internationally?*
3. *What is the commercial and/or societal opportunity or problem the solution looks to address where the technology being explored will make a meaningful impact? What is an estimated, realistic size and value of the addressable and serviceable market (or public good equivalent)? For example, what is the commercial value of the activity that this project will improve, and by how much?*

Criterion 4: Capacity, capability and resources to deliver the project

The application should provide adequate and relevant information about:

1. *The track record, skills and expertise (technical and business) of the project team including their defined roles and responsibilities, and time dedicated to the project.*
2. *Access to equipment, technology, infrastructure and financial resources needed to carry out the project.*
3. *A project management plan detailing the scope and objectives, implementation plan, activities and milestones, including clear phasing of milestones, budget, risk management, governance and performance measures.*

Note: *The need for ongoing commercialisation interaction and support during the project is important and your project plan should clearly articulate how these interactions are likely to be carried out in parallel with the project.*

Criterion 5: Project impact

The application should provide adequate and relevant information, and describe the following:

1. *The impact of the AEA grant funding in understanding this project in terms of scale and timing, and the likelihood your project would proceed without the grant.
What other sources of funding are being explored for the purpose of progressing the project?
What is the likelihood of receiving other funding to proceed with the project?*
2. *The project's alignment with AEA objectives and outcomes, and the benefits (economic, social and/or environmental) that could result in the short, medium and long-term for Australia.*
3. *The total investment the grant will leverage and why the Australian Government should invest in your project, including how grant benefits will be substantially retained in Australia.*
4. *The project's potential to leverage and foster further investment opportunities via university-led research commercialisation pathways, both in Australia and internationally.*

B2 – Project Management Plan

Please upload completed project management plan (PMP) as a PDF file. For PMP template please visit the AEA website.

Part C – Budget and Financial Information

C1 – What is the proposed budget for your project?

Outline the budget proposed for the project.

Ensure that your budget complies with the requirements of the AEA Innovate Program Administrative Guidelines. It is important that all participating organisations and entrepreneurs have been added to the online RMS application prior to commencing information in the budget table.

Funding must only be requested for eligible expenditure. Refer to the AEA Innovate Program Administrative Guidelines Section 3.1 for further information on eligible budget items.

Ensure that the funding is requested at the correct level as the AEA will not provide additional funds to cover a budget that has not been planned adequately. For AEA Innovate Grants, the maximum grant funding is up to a total of \$5 million dollars.

The budget should also show the level of matching contributor funding (in-cash and in-kind) at least equal to the level of Commonwealth grant funding requested. The AEA also reserves the right to determine the level of funding allocated to a project.

Cash and in-kind (goods, services, and transactions not involving money) for each organisation should be shown.

Categorise items using the following headings:

- personnel
- travel – domestic
- international expenditure, including travel
- plant & equipment
- manufacturing facilities
- other (IP Cost).

Note: Do not include GST in your costs.

C2 – Budget Explanation – AEA, Lead Organisation

Detail the ways in which funds from AEA Innovate and Lead Organisation, are proposed to be spent and explain any institutional overheads and on-costs. Outline separate answers for each organisation.

Please note:

- Use the budget categories specified in C1 as headings.
- Justify each budget item requested in terms of need and cost.
- Justify any funding being requested for major items of equipment. Requests for major items of equipment are considered on merit. The participant should plan to use existing equipment wherever possible. If the participant is seeking funding for new equipment, describe how the equipment will be used and supplied.

- Requests for funding to cover the costs of domestic and international travel, including for reasons of fostering and strengthening collaborations in Australia and overseas, must be justified in full.

C3 – Previous funding for this project

Have you received prior funding for this research? If 'yes', please provide:

- funding project id
- name of funder and funding source (e.g. Commonwealth Government)
- project title
- total amount
- detail regarding how this grant will differ from previous funding for this research.

C4 – Previous AEA proposals

Have you previously received AEA funding for this research? If yes, please provide:

- previous application number
- previous title
- previous applicants.

Part D – Personnel

Important: For all questions relating to **Part D**, please ensure that the information you provide is true and correct. Please note that any wilful dishonesty may **render the proposal being removed** from the process.

D1 – Entrepreneur

This data is automatically populated from the participant's RMS profile.

Questions in a participant's person profile can only be answered by the respective participant. The lead organisation will not be able to edit this information on behalf of participants.

To update the 'Personal Details' section, click on the 'Manage Personal Details' link. Note this will open a new browser tab. When returning to the form ensure to 'Refresh' the page to capture the changes made to the participant's profile.

The following data is automatically populated from the candidate's RMS profile into the online RMS application:

- participation type

- title, first name, middle name, family name, phone number, email address, date of birth, country of birth, gender, citizenship, Australian residency, languages other than English, Indigenous status
- material personal interest questions as follows:
 - Are you currently receiving any financial support (cash or in-kind) for research related activities from a country other than Australia?
 - Are you currently, or have you previously been, associated or affiliated with a talent recruitment program from a country other than Australia?
 - Are you currently associated or affiliated with a government, intelligence organisation, government owned enterprise, military, or police organisation in a country other than Australia?
 - Have you identified and disclosed any conflicts of interests in accordance with your Institution's conflict of interest policies and procedures? This question serves as a declaration that:
 1. You have one or more conflicts of interest (COIs) and have disclosed them to your employing institution, and if relevant, lead organisation(s) of Department of Education grant proposals as required by the institution(s)'s COI policies and procedures; or
 2. You do not have any COIs and have followed the relevant institution(s)'s COI policies and procedures (which may include reporting you have nil COIs).

In both cases you should answer 'Yes' to this question.

A 'No' answer to this question indicates that you have a COI that you have not disclosed to your employing institution or relevant Lead Organisation(s) of Department of Education grant proposals. In this case you will be prevented from participating on a Department of Education grant proposal.
 - Has the participant acknowledged the collection of personal information by the Department of Education?

For the online RMS application form to become valid the participant must acknowledge the collection of personal information within the profile.

Note: The phone number, date of birth, country of birth, citizenship, material personal interests, and Indigenous status responses will not be visible to the expert advisors assessing proposals. However, all information contained in Part D is visible to the Lead Organisation and project participants on this proposal, as well as the department.

Important: If an applicant fails to appropriately fill out this information this will not be populated into the online RMS application form and may result in ineligibility.

D2 – Eligibility – Organisation applicant is engaged with at the commencement of this project

Enter the organisation that you are/will be engaged with at the commencement of your participation in this project. Note that the organisation must be listed in question A3 for this question to validate.

The 'relevant organisation' is the primary organisation that will be supporting your involvement in this project if it is funded.

D3 – Qualifications

This data is automatically populated from the participant's RMS profile.

Questions in a participant's Person Profile can only be answered by the respective participant. The lead organisation is not able to edit this information on behalf of participants.

To update any qualifications, click on the 'Manage Qualifications' link. Note this will open a new browser tab. When returning to the form ensure to 'Refresh' the page to capture the changes made to the participant's profile.

D4 – Career Stage

This question will be a drop-down menu where each listed personnel on the proposal can indicate their career stage as it will be at the commencement of the project. Each applicant will need to choose one of the following as their career stage.

- student (undergrad/master/PhD/research)
- research assistant
- early career researcher
- mid-career researcher
- established career researcher
- specialist.

D5 – What will your time commitment be to research activities related to this project?

Each participant's time commitment to this project should be entered as a full-time equivalent (FTE).

Note: An FTE of 1.0 represents a full-time commitment (i.e., 5 days per week).

D6 – 10 Year Employment History

This data is automatically populated from the participant's RMS profile.

Questions in a participant's person profile can only be answered by the respective participant. The lead organisation is not able to edit this information on behalf of participants.

To update any employment history, click on 'Manage Employment Details' link. Note this will open a new browser tab. When returning to the form ensure to 'Refresh' the page to capture the changes made to the participant's profile.

D7 – ORCID link

ORCID (Open Researcher and Contributor ID) is an open, non-profit, community-driven effort to create and maintain a registry of unique researcher identifiers and a transparent method of linking research activities and outputs to these identifiers.

Please provide a link to the participant's ORCID profile, e.g., <https://orcid.org/0000-0000-0000-0000>.

D8 – Research Outputs – select up to ten (10) of your most relevant research projects

The data is populated from the 'Research Outputs' section within the participant's RMS profile. The participant will have the flexibility to choose and add which outputs to include in the proposal.

Provide a list of the 10 most relevant research outputs/projects relevant to this proposal (up to a maximum of ten). To indicate the ten most relevant research outputs to this proposal, enter numbers 1 up to 10 in the 'Rank' column. To indicate research outputs that are relevant, tick the 'Relevant' checkbox which will add an asterisk against that research output. To add an additional

Note: RMS will not prevent the entry of duplicate records and it is the responsibility of applicants to manage this. Users will have the flexibility to choose research outputs for listing in their grant proposals. For instruction on how to add research outputs to a user's profile in RMS, refer to the [User Guide: Research Outputs in RMS](#) available on the ARC website.

Only ten research outputs should be listed. Any additional outputs included will not be considered.

output, please select 'add' each time.

D9 – Research Outputs Context

This section gives context to a participant's research experience and provides an opportunity to further explain periods of research and non-research employment, and career breaks.

The information should help assessors understand the context of the participant's academic research achievements but not repeat information already provided in this proposal.

Provide clear information that explains the relative importance of different research outputs and expectations in the participant's discipline/s.

It is helpful to include the importance/esteem of specific journals in their field; specific indicators of recognition within their field such as first authorship/citations, or significance of non-traditional research outputs.

If this question is not relevant to a participant, for example a partner entrepreneur with a non-academic background, the participant should include a short explanatory statement as to why this question is not applicable. (Up to 3,750 characters, approximately 500 words).

D10 – Commercialisation and Industry Collaboration Experience

Provide a short description of your commercialisation and industry collaboration experience, including relevant professional development undertaken in the past 10 years. For example, have you participated in any commercialisation programs (such as [CSIRO's ON program](#))?

D11 – Conflict of Interest (COI)

Do you have any actual, perceived or potential conflicts of interest in relation to any aspect of the application/ project in accordance with your Institution's conflict of interest policies and procedures?

In accordance with the Ignite Program Administrative Guidelines, each individual or organisation named in an application must declare any actual, perceived, or potential conflict of interest that exists within and outside Australia, is likely to arise, or does arise in relation to any aspect of the application or project to the applicant for inclusion in the application.

D12 – Certification by Participants

The participant is required to provide certification of all relevant clauses. The certification includes the review and confirmation of the accuracy of all information contained in this proposal, including information entered within your Person Profile.

The online RMS application form will not validate if 'No' is selected.

By selecting 'Yes', the participant agrees to the following statements regarding their proposal:

I certify that:

- *all the details in this proposal are accurate and complete, including information contained in my Research Management System personal profile;*
- *proper inquiries have been made and I am satisfied that I meet the eligibility criteria as specified in the AEA Innovate Program Guidelines;*
- *as a participant listed on the proposal, I have responsibility for the authorship and intellectual content of this proposal, and have appropriately cited sources and acknowledged significant contributions, including third parties, where relevant;*
- *as a participant listed on this proposal, I take significant intellectual responsibility for the conception and implementation of the project and for any strategic decisions required in its pursuit and the communication of results;*
- *I have complied with the AEA Innovate Program Guidelines, and the scheme specific Applicant's Guide and if the proposal is successful, I agree to abide by the relevant Conditions of Grant;*
- *I understand and agree that all statutory requirements must be met before the proposed research can commence;*
- *I have notified the Lead Organisation of all material personal and financial interests and actual or perceived Conflicts of Interest I may have in relation to the proposal and I undertake that I will notify the Lead Organisation of any personal material interests or*

Conflicts of Interest which arise subsequent to the submission of the proposal and will update my personnel details in my Research Management System profile;

- *I will notify the Lead Organisation if there are any changes in my circumstances which may impact on my eligibility to participate in, or ability to perform, the project subsequent to the submission of this proposal;*
- *to the best of my knowledge, the Partner Organisation(s) involved in this proposal are solvent at the time of submission of this proposal;*
- *I understand my personal information collected in my RMS profile will be visible to staff who have administering role at Department of Education (The Department). The Department may disclose this information where the disclosure is permitted under the Privacy Act 1988, or where the disclosure is required by law, for example, under the Freedom of Information Act 1982. The Department may also use the information for the purpose of evaluating the program;*
- *I have secured agreement from my organisation that it fully supports the project and will contribute the resources (cash and in-kind) as committed to in the proposal;*
- *I have secured agreement from my organisation that it has and will comply with the AEA Innovate Program Guidelines, and if the proposal is successful, my organisation agrees to abide by the relevant Conditions of Grant including the requirement to enter arrangements for intellectual property;*
- *I have secured agreement from my organisation that the project will not be permitted to commence until, where required, there is an ethics plan in place to ensure that the appropriate clearances or other statutory requirements will be met before the part(s) of the project that require those clearances commence.*

D13 – Certification by Lead Organisation

The lead organisation is required to provide certification of all relevant clauses. This certification will only appear to lead organisation delegates once the form has been submitted to the lead organisation by the lead entrepreneur. This certification will not appear in the online RMS application form.

The online RMS application form will not validate if 'No' is selected.

By selecting 'Yes', the lead organisation representative agrees to the following statements regarding their proposal:

- *I have read, understood and complied with the AEA Innovate Program Administrative Guidelines (2023 edition), and, to the best of my knowledge, all details provided in this proposal and in any supporting documentation are true and complete in accordance with the grant guidelines;*
- *proper enquiries have been made and I am satisfied that all the participants and the organisations listed in this proposal meet the requirements specified in the AEA Innovate Program Administrative Guidelines. The Department of Education (the department) reserves the right to audit any evidence on which a proposal is based. I will notify the department if there are changes to any named participant or organisation after the submission of this proposal;*

- *the listed participants are responsible for the authorship and intellectual content of this proposal and have appropriately cited sources and acknowledged significant contributions to this proposal;*
- *to the best of my knowledge, all material personal and financial interests and Conflicts of Interest relating to parties involved in or associated with this proposal have been disclosed to the Lead Organisation, and, if the proposal is successful, I agree to manage all Conflicts of Interest relating to this proposal in accordance with the Australian Code for the Responsible Conduct of Research (2018), the department's Conflict of Interest and Confidentiality Policy located on the department's website and any relevant successor documents;*
- *I understand that I am responsible for undertaking thorough due diligence to ensure that all commitments and contributions from all participating organisations (Collaborating Organisations and Partner Organisations) will be fully committed to as outlined in the proposal. Failure to secure all commitments and contributions made by all participating organisations may impact an offer for grant in the event the proposal is successful;*
- *I have obtained the agreement, attested to by written evidence, of all the relevant persons and organisations necessary to allow the project to proceed. This written evidence has been retained and will be provided to the department if requested;*
- *I understand that I am responsible for undertaking thorough due diligence to ensure that all participating organisations (Collaborating Organisations and Partner Organisations) and persons involved in the project are NOT listed under Australian sanctions laws (<https://www.dfat.gov.au/international-relations/security/sanctions/consolidated-list>), nor the China Defence Universities Tracker (<https://unitracker.aspi.org.au/>), and are NOT persons and entities designated as terrorists (https://view.officeapps.live.com/op/view.aspx?src=https%3A%2F%2Fwww.dfat.gov.au%2Fsites%2Fdefault%2Ffiles%2Fregulation8_consolidated.xlsx&wdOrigin=BROWSELINK).*
- *I understand that I am responsible for undertaking thorough due diligence to ensure that all participating organisations (Collaborating Organisations and Partner Organisations) comply with the Workplace Gender Equality Act 2021 (Cth) (<https://www.wgea.gov.au/reporting-guide/ge/program-overview>), and they are NOT institutions that are unable to participate in the National Redress Scheme (<https://www.nationalredress.gov.au/institutions/institutions-unable-join>).*
- *this proposal complies with the eligible research requirements set out in the AEA Innovate Program Administrative Guidelines (2023 edition), located on the department's website.*

Part E – Collaborating and Partner Organisation

Collaborating and Partner organisation/s are auto-populated from question A3.

E1 – Partner Organisation Declaration (POD)

Upload a single Partner Organisation Declaration Form for each listed Partner Organisation.

The Partner Organisation Declaration form is available in Appendix C of the *Innovate Program Administrative Guidelines* and as a separate document of the AEA Innovate webpage. The declaration form reads:

To whom it may concern

I am writing on behalf of *[Partner Organisation]* to provide our support for the funding application: *[AEA Innovate Application Number]* *[AEA Innovate Application title]*.

[Please use up to two pages to provide the details of:

- the Partner Organisation*
- an overview of how the Partner Organisation will work with the other participating organisation/s to successfully complete the project*
- an outline of the relevant experience and/or expertise the Partner Organisation will bring to the project]*

Total partner contributions over the Project funding term are listed below and are consistent with the total contributions listed in the application:

Contribution Type	Amount
Cash (\$AUD) for grant period	\$
FTE (to two decimal points) for funding term (in-kind)	
FTE (\$AUD) for funding term (in-kind)	\$
Non-staff in-kind (\$AUD) for funding term	\$

Note: a business partner organisation may elect to participate in an Innovate project for less than the full project duration.

Declaration

On behalf of *[insert Partner Organisation]* I declare that, should this application be successful, the Partner Organisation:

- Is aware of the requirements related to Partner Organisations under the AEA Innovate 2023 Program Administrative Guidelines.
- Will support and actively participate in the proposed AEA Innovate project.
- Will contribute the staff, funds and other resources indicated in the application and has obtained, or will obtain, the necessary authorisations to do so.
- Confirms that cash contributions are not sourced from Commonwealth Government funds for the purposes of research, including the Research and Development Tax Incentive (R&D Tax Incentive or R&DTI).
- Will comply with and require that its subcontractors and independent contractors comply with, all applicable laws.
- Information contained in this application, together with any statement provided, is to the best of my knowledge, true, accurate and complete. I also understand that the giving of false or misleading information is a serious offence.
- Acknowledges that if the department is satisfied that any statement made in an application is incorrect, incomplete, false, or misleading, the department may, at its absolute discretion, take appropriate action.
- Understands that they may be requested to provide further clarification or documentation to verify the information supplied in this form and that the department may, during the application process, consult with other government agencies, including State and Territory government agencies, about the Lead Organisation's claims and may also engage external technical or financial advisers to advise on information provided in this form and the application.
- Provides consent to be contacted by the department to discuss the particulars of the partner's commitment to the proposed Innovate project.
- Approves of the information in this form being communicated to the department in electronic form.

Signing

By signing below, I agree that I am authorised to sign and submit this declaration on behalf of the Partner Organisation and confirm all the above statements to be true.

Partner (organisation name):	
Partner ABN/ACN:	
Authorised representative (name):	
Position/role:	
Phone:	
Email:	
Signature:	
Date:	

E2 – Partner Organisation’s ASIC documentation

Upload a single ASIC document per listed partner organisation. Each upload (minimum 2 page, maximum 10 page) should describe the nature of the organisation’s structure and ownership and include:

- current and historical company information
- roles and relationship extract
- capitalisation (CAP) table for each partner organisation.

E3 – Budget Explanation

Detail the ways in which funds (both cash and in-kind) from this partner/collaborating organisation/s are proposed to be spent and explain any institutional overheads and on-costs.

- use the budget categories (Part C) as headings.
- provide details including what each participant will contribute to the project in relation to their time and any other contribution of their organisation.
- if there is no direct funding being provided by a participating organisation in cases where this could reasonably be expected, explain fully why no commitment has been made.

Contact and Further Information

For enquiries about AEA Innovate, applicants should seek advice from their institutional research office (or equivalent). Research office staff can email accelerator@education.gov.au or aea.innovate@education.gov.au for further advice if queries cannot be answered by the Program Administrative Guidelines, Applicant's Guide, or Frequently Asked Questions.